

**FEC
FORM 3X**

**REPORT OF RECEIPTS
AND DISBURSEMENTS**
For Other Than An Authorized Committee

RECEIVED
FEC MAIL CENTER
2022 JAN 27 AM 11:09

Office Use Only

1. NAME OF COMMITTEE (in full) TYPE OR PRINT ▼ Example: If typing, type over the lines. 12FE4M5

B A Y C A R E P H Y S I C I A N S P A C

ADDRESS (number and street) 1 6 4 N B R O A D W A Y

Check if different than previously reported. (ACC)

G R E E N B A Y W I 5 4 3 0 3 - 2 7 2 8

2. FEC IDENTIFICATION NUMBER ▼ CITY ▲ STATE ▲ ZIP CODE ▲

C 0 0 4 0 7 7 0 0

3. IS THIS REPORT NEW (N) OR AMENDED (A)

4. TYPE OF REPORT (Choose One)

(a) Quarterly Reports:

- April 15 Quarterly Report (Q1)
- July 15 Quarterly Report (Q2)
- October 15 Quarterly Report (Q3)
- January 31 Year-End Report (YE)
- July 31 Mid-Year Report (Non-election Year Only) (MY)
- Termination Report (TER)

- (b) Monthly Report Due On:
- | | | | |
|--------------------------------------|--------------------------------------|---------------------------------------|--|
| <input type="checkbox"/> Feb 20 (M2) | <input type="checkbox"/> May 20 (M5) | <input type="checkbox"/> Aug 20 (M8) | <input type="checkbox"/> Nov 20 (M11) (Non-Election Year Only) |
| <input type="checkbox"/> Mar 20 (M3) | <input type="checkbox"/> Jun 20 (M6) | <input type="checkbox"/> Sep 20 (M9) | <input type="checkbox"/> Dec 20 (M12) (Non-Election Year Only) |
| <input type="checkbox"/> Apr 20 (M4) | <input type="checkbox"/> Jul 20 (M7) | <input type="checkbox"/> Oct 20 (M10) | <input type="checkbox"/> Jan 31 (YE) |

(c) 12-Day PRE-Election Report for the:

<input type="checkbox"/> Primary (12P)	<input type="checkbox"/> General (12G)	<input type="checkbox"/> Runoff (12R)
<input type="checkbox"/> Convention (12C)	<input type="checkbox"/> Special (12S)	

Election on M M / D D / V V V V V V V V in the State of

(d) 30-Day POST-Election Report for the:


<input type="checkbox"/> General (30G)	<input type="checkbox"/> Runoff (30R)	<input type="checkbox"/> Special (30S)
--	---------------------------------------	--

Election on M M / D D / V V V V V V V V in the State of

5. Covering Period M M / D D / V V V V V V V V 07 / M M / D D / V V V V V V V V 01 / 2021 through M M / D D / V V V V V V V V 12 / M M / D D / V V V V V V V V 31 / 2021

I certify that I have examined this Report and to the best of my knowledge and belief it is true, correct and complete.

Type or Print Name of Treasurer CHRIS AUGUSTIAN

Signature of Treasurer 

Date M M / D D / V V V V V V V V 01 / M M / D D / V V V V V V V V 31 / 2022

NOTE: Submission of false, erroneous, or incomplete information may subject the person signing this Report to the penalties of 2 U.S.C. §437g.

Office Use Only							
-----------------	--	--	--	--	--	--	--

FEC FORM 3X
Rev. 12/2004

NON-PROFIT ORGANIZATION

**SUMMARY PAGE
OF RECEIPTS AND DISBURSEMENTS**

FEC Form 3X (Rev. 02/2003)

Page 2

Write or Type Committee Name

BAYCARE PHYSICIANS PAC

Report Covering the Period: From: / / To: / /

	COLUMN A This Period	COLUMN B Calendar Year-to-Date
6. (a) Cash on Hand January 1, <input type="text" value="2021"/>		93,029.49
(b) Cash on Hand at Beginning of Reporting Period.....	98,278.03	
(c) Total Receipts (from Line 19).....	4,635.59	9,884.13
(d) Subtotal (add Lines 6(b) and 6(c) for Column A and Lines 6(a) and 6(c) for Column B).....	102,913.62	102,913.62
7. Total Disbursements (from Line 31).....	3,114.19	3,114.19
8. Cash on Hand at Close of Reporting Period (subtract Line 7 from Line 6(d)).....	99,799.43	99,799.43
9. Debts and Obligations Owed TO the Committee (Itemize all on Schedule C and/or Schedule D).....		
10. Debts and Obligations Owed BY the Committee (Itemize all on Schedule C and/or Schedule D).....		

This committee has qualified as a multicandidate committee. (see FEC FORM 1M)

For further information contact:

Federal Election Commission
999 E Street, NW
Washington, DC 20463

Toll Free 800-424-9530
Local 202-694-1100

DETAILED SUMMARY PAGE
of Receipts

FEC Form 3X (Rev. 06/2004)

Page 3

Write or Type Committee Name

BAYCARE PHYSICIANS PAC

Report Covering the Period: From:

MM / DD / YYYY
07 / 01 / 2021

To:

MM / DD / YYYY
12 / 31 / 2021

I. Receipts

COLUMN A
Total This Period

COLUMN B
Calendar Year-to-Date

11. Contributions (other than loans) From:

(a) Individuals/Persons Other Than Political Committees

(i) Itemized (use Schedule A).....

3,350.60

7,192.67

(ii) Unitemized.....

1,284.99

2,691.46

(iii) TOTAL (add Lines 11(a)(i) and (ii)).....▶

4,635.59

9,884.13

(b) Political Party Committees.....

(c) Other Political Committees (such as PACs).....

(d) Total Contributions (add Lines 11(a)(iii), (b), and (c)) (Carry Totals to Line 33, page 5).....▶

4,635.59

9,884.13

12. Transfers From Affiliated/Other Party Committees.....

13. All Loans Received.....

14. Loan Repayments Received.....

15. Offsets To Operating Expenditures (Refunds, Rebates, etc.) (Carry Totals to Line 37, page 5).....

16. Refunds of Contributions Made to Federal Candidates and Other Political Committees.....

17. Other Federal Receipts (Dividends, Interest, etc.).....

18. Transfers from Non-Federal and Levin Funds

(a) Non-Federal Account (from Schedule H3).....

(b) Levin Funds (from Schedule H5).....

(c) Total Transfers (add 18(a) and 18(b))..

19. Total Receipts (add Lines 11(d), 12, 13, 14, 15, 16, 17, and 18(c)).....▶

4,635.59

9,884.13

20. Total Federal Receipts (subtract Line 18(c) from Line 19).....▶

4,635.59

9,884.13

NON-FEDERAL AND LEVIN FUNDS

DETAILED SUMMARY PAGE
of Disbursements

FEC Form 3X (Rev. 02/2003)

Page 4

II. Disbursements

COLUMN A
Total This Period

COLUMN B
Calendar Year-to-Date

21. Operating Expenditures:		
(a) Allocated Federal/Non-Federal Activity (from Schedule H4)		
(i) Federal Share	3,114.19	3,114.19
(ii) Non-Federal Share		
(b) Other Federal Operating Expenditures		
(c) Total Operating Expenditures (add 21(a)(i), (a)(ii), and (b))	3,114.19	3,114.19
22. Transfers to Affiliated/Other Party Committees		
23. Contributions to Federal Candidates/Committees and Other Political Committees		
24. Independent Expenditures (use Schedule E)		
25. Coordinated Party Expenditures (2 U.S.C. §441a(d)) (use Schedule F)		
26. Loan Repayments Made		
27. Loans Made		
28. Refunds of Contributions To:		
(a) Individuals/Persons Other Than Political Committees		
(b) Political Party Committees		
(c) Other Political Committees (such as PACs)		
(d) Total Contribution Refunds (add Lines 28(a), (b), and (c))		
29. Other Disbursements		
30. Federal Election Activity (2 U.S.C. §431(20))		
(a) Allocated Federal Election Activity (from Schedule H6)		
(i) Federal Share		
(ii) "Levin" Share		
(b) Federal Election Activity Paid Entirely With Federal Funds		
(c) Total Federal Election Activity (add Lines 30(a)(i), 30(a)(ii) and 30(b))		
31. Total Disbursements (add Lines 21(c), 22, 23, 24, 25, 26, 27, 28(d), 29 and 30(c)) ..	3,114.19	3,114.19
32. Total Federal Disbursements (subtract Line 21(a)(ii) and Line 30(a)(ii) from Line 31)	3,114.19	3,114.19

NON-FEDERAL SHARE

DETAILED SUMMARY PAGE
of Disbursements

FEC Form 3X (Rev. 02/2003)

Page 5

III. Net Contributions/Operating Expenditures	COLUMN A Total This Period	COLUMN B Calendar Year-to-Date
33. Total Contributions (other than loans) (from Line 11(d), page 3)	4,635.59	9,884.13
34. Total Contribution Refunds (from Line 28(d))		
35. Net Contributions (other than loans) (subtract Line 34 from Line 33)	4,635.59	9,884.13
36. Total Federal Operating Expenditures (add Line 21(a)(i) and Line 21(b))	3,114.19	3,114.19
37. Offsets to Operating Expenditures (from Line 15, page 3)		
38. Net Operating Expenditures (subtract Line 37 from Line 36)	3,114.19	3,114.19

NONN:01:MI:00004000

**SCHEDULE A (FEC Form 3X)
ITEMIZED RECEIPTS**

Use separate schedule(s)
for each category of the
Detailed Summary Page

FOR LINE NUMBER: PAGE 1 OF 2
(check only one)
 11a 11b 11c 12
 13 14 15 16 17

Any information copied from such Reports and Statements may not be sold or used by any person for the purpose of soliciting contributions or for commercial purposes, other than using the name and address of any political committee to solicit contributions from such committee.

NAME OF COMMITTEE (In Full)
BAYCARE PHYSICIANS PAC

A. BRADA, STEPHEN A

Full Name (Last, First, Middle Initial)
Mailing Address
700 TERRAVIEW DR
City GREEN BAY State WI Zip Code 54301

FEC ID number of contributing federal political committee. **C 00407700**

Name of Employer BAYCARE CLINIC, LLP Occupation PHYSICIAN

Receipt For:
 Primary General
 Other (specify) ▼

Aggregate Year-to-Date ▼ **7,192.67**

Date of Receipt **12 / 22 / 2021**

Amount of Each Receipt this Period
176.00
 7/8/21 \$176.00
 7/22/21 \$176.00
 8/6/21 \$176.00
 8/20/21 \$176.00
 8/20/21 \$1,003.74
 9/8/21 \$176.00
 9/22/21 \$176.00

B. OTS, MAX E

Full Name (Last, First, Middle Initial)
Mailing Address
2455 SHIRLEY RD
City DEPERE State WI Zip Code 54155

FEC ID number of contributing federal political committee. **C 00407700**

Name of Employer BAYCARE CLINIC, LLP Occupation PHYSICIAN

Receipt For:
 Primary General
 Other (specify) ▼

Aggregate Year-to-Date ▼ **300.00**

Date of Receipt **12 / 22 / 2021**

Amount of Each Receipt this Period
25.00
 7/22/21 \$25.00
 8/20/21 \$25.00
 9/22/21 \$25.00
 10/22/21 \$25.00
 11/22/21 \$25.00

C. SCHNAUBELT, MICHAEL A

Full Name (Last, First, Middle Initial)
Mailing Address
7452 N PURDY PKWY
City APPLETON State WI Zip Code 54913

FEC ID number of contributing federal political committee. **C 00407700**

Name of Employer BAYCARE CLINIC, LLP Occupation PHYSICIAN

Receipt For:
 Primary General
 Other (specify) ▼

Aggregate Year-to-Date ▼ **333.09**

Date of Receipt **12 / 22 / 2021**

Amount of Each Receipt this Period
19.20
 7/22/21 \$19.20
 8/20/21 \$19.20
 8/20/21 \$23.00
 9/22/21 \$19.20
 10/22/21 \$19.20
 11/22/21 \$19.20
 11/22/21 \$40.13

SUBTOTAL of Receipts This Page (optional).....▶ **3,678.93**

TOTAL This Period (last page this line number only).....▶

NONDISCRIMINATION NOTICE

**SCHEDULE A (FEC Form 3X)
ITEMIZED RECEIPTS**

Use separate schedule(s) for each category of the Detailed Summary Page

FOR LINE NUMBER: PAGE 2 OF 2
(check only one)
 11a 11b 11c 12
 13 14 15 16 17

Any information copied from such Reports and Statements may not be sold or used by any person for the purpose of soliciting contributions or for commercial purposes, other than using the name and address of any political committee to solicit contributions from such committee.

NAME OF COMMITTEE (In Full)
+2

A. SCHOCK, HAROLD J
 Full Name (Last, First, Middle Initial)
 Mailing Address: 4552 CHOCTAW TRL
 City: GREEN BAY State: WI Zip Code: 54313
 Date of Receipt: 12 / 22 / 2021
 Amount of Each Receipt this Period: 20.83
 7/22/21 \$20.83
 8/20/21 \$20.83
 9/22/21 \$20.83
 10/22/21 \$20.83
 11/22/21 \$20.83
 FEC ID number of contributing federal political committee: C 00407700
 Name of Employer: BAYCARE CLINIC, LLP Occupation: PHYSICIAN
 Receipt For: Primary General Other (specify) ▼
 Aggregate Year-to-Date ▼: 249.96

B. Harrison, Richard
 Full Name (Last, First, Middle Initial)
 Mailing Address: 984 Highland Springs
 City: Oneida State: WI Zip Code: 54155
 Date of Receipt: 12 / 22 / 2021
 Amount of Each Receipt this Period: 8.00
 7/22/21 \$8.00
 8/20/21 \$8.00
 8/20/21 \$45.36
 9/22/21 \$8.00
 10/22/21 \$8.00
 11/22/21 \$8.00
 11/22/21 \$19.12
 FEC ID number of contributing federal political committee: C 00407700
 Name of Employer: BAYCARE CLINIC, LLP Occupation: PHYSICIAN
 Receipt For: Primary General Other (specify) ▼
 Aggregate Year-to-Date ▼: 235.58

C.
 Full Name (Last, First, Middle Initial)
 Mailing Address
 City State Zip Code
 Date of Receipt: 12 / 22 / 2021
 Amount of Each Receipt this Period
 FEC ID number of contributing federal political committee: C 00407700
 Name of Employer Occupation
 Receipt For: Primary General Other (specify) ▼
 Aggregate Year-to-Date ▼

SUBTOTAL of Receipts This Page (optional)..... ▶ 237.46
TOTAL This Period (last page this line number only)..... ▶ 3,916.39

NON-FEDERAL CAMPAIGN

SCHEDULE H4 (FEC Form 3X)
DISBURSEMENTS FOR ALLOCATED
FEDERAL/NONFEDERAL ACTIVITY

NAME OF COMMITTEE (In Full)
 BAYCARE PHYSICIANS PAC

A. Full Name (Last, First, Middle Initial) BAYCARE HEALTH SYSTEMS		Allocated Activity or Event: <input checked="" type="checkbox"/> Administrative <input type="checkbox"/> Fundraising <input type="checkbox"/> Exempt <input type="checkbox"/> Voter Drive <input type="checkbox"/> Direct Candidate Support <input type="checkbox"/> Public Comm (ref to party only) by PAC	
Mailing Address 164 N. BROADWAY		Allocated Activity or Event Year-To-Date 3,114.19	
City GREEN BAY	State WI	Zip Code 54303	Date 12 / 15 / 2021
Purpose of Disbursement: RENTAL AGREEMENT		Category/ Type 001	
Activity or Event Identifier:			
FEDERAL SHARE + NONFEDERAL SHARE = TOTAL AMOUNT			
3,114.19		3,114.19	

B. Full Name (Last, First, Middle Initial)		Allocated Activity or Event: <input type="checkbox"/> Administrative <input type="checkbox"/> Fundraising <input type="checkbox"/> Exempt <input type="checkbox"/> Voter Drive <input type="checkbox"/> Direct Candidate Support <input type="checkbox"/> Public Comm (ref to party only) by PAC	
Mailing Address		Allocated Activity or Event Year-To-Date	
City	State	Zip Code	Date
Purpose of Disbursement:		Category/ Type	
Activity or Event Identifier:			
FEDERAL SHARE + NONFEDERAL SHARE = TOTAL AMOUNT			
[Empty]		[Empty]	

C. Full Name (Last, First, Middle Initial)		Allocated Activity or Event: <input type="checkbox"/> Administrative <input type="checkbox"/> Fundraising <input type="checkbox"/> Exempt <input type="checkbox"/> Voter Drive <input type="checkbox"/> Direct Candidate Support <input type="checkbox"/> Public Comm (ref to party only) by PAC	
Mailing Address		Allocated Activity or Event Year-To-Date	
City	State	Zip Code	Date
Purpose of Disbursement:		Category/ Type	
Activity or Event Identifier:			
FEDERAL SHARE + NONFEDERAL SHARE = TOTAL AMOUNT			
[Empty]		[Empty]	

SUBTOTAL of Allocated Federal and NonFederal Activity This Page		
FEDERAL SHARE + NONFEDERAL SHARE = TOTAL AMOUNT		
3,114.19	3,114.19	
TOTAL This Period (last page for each line only)(Federal share to 21(a)(i) and NonFederal share to 21(a)(ii))		
FEDERAL SHARE + NONFEDERAL SHARE = TOTAL AMOUNT		
3,114.19	3,114.19	

NON-FEDERAL SHARE

NON-PROFIT CORPORATION

	12/31/2020	6/30/2021	12/31/2021	Jul-Dec 2021	
	PAC Contributions	PAC Contributions	PAC Contributions	YTD Contributions	Reporting Period Contributions
Dr. Stephen Brada	70,972.72	74,814.79	78,165.39	7,192.67	3,350.60
Dr. Xinqian Chen	1,572.22	1,572.22	1,572.22	-	-
Dr. Ronald Christianson	2,641.66	2,727.48	2,727.48	85.82	-
Dr. Timothy Cooper	901.72	939.30	966.19	64.47	26.89
Dr. James Dempsey	1,818.34	1,818.34	1,818.34	-	-
Dr. Ahmet Derwish	2,856.63	2,935.50	2,935.50	78.87	-
Dr. William S. Dougherty	1,443.65	1,491.41	1,542.60	98.95	51.19
Dr. Mark Gardon	1,945.80	1,945.80	1,945.80	-	-
Dr. Benjamin Gillen	-	-	-	-	-
Dr. Robert C. Griesser	1,208.45	1,208.45	1,208.45	-	-
Dr. Wesley Gniffit	1,836.22	1,836.22	1,836.22	-	-
Dr. Danqing Guo	1,575.13	1,575.13	1,575.13	-	-
Dr. Danzhu Guo	3,715.01	3,747.27	3,783.26	68.25	35.99
Dr. Richard Harrison	6,621.94	6,745.04	6,857.52	235.58	112.48
Dr. Richard Heckert	933.36	961.63	997.66	64.30	36.03
Dr. Shawn P. Hennigan	5,504.65	5,504.65	5,504.65	-	-
Dr. Stephen Janas	-	-	-	-	-
Dr. Ryan Johnson	744.59	764.55	798.00	53.41	33.45
Dr. Robert Limoni	5,150.54	5,150.54	5,150.54	-	-
Dr. Paul Luikart	697.59	736.46	767.50	69.91	31.04
Dr. Diane Mayland	949.19	949.19	949.19	-	-
Dr. Thomas McCann	703.77	753.19	805.02	101.25	51.83
Dr. Max E. Ols	4,384.38	4,534.38	4,684.38	300.00	150.00
Dr. Brian Perkovich	841.62	866.64	891.66	50.04	25.02
Dr. Eric Peters	2,154.67	2,253.79	2,345.57	190.90	91.78
Dr. Gregory D. Rypel	285.04	299.68	323.58	38.54	23.90
Dr. Michael Schnaubelt	3,622.12	3,776.88	3,955.21	333.09	178.33
Dr. Harold J. Schock III	2,754.49	2,879.47	3,004.45	249.96	124.98
Dr. Christopher Skowlund	-	-	-	-	-
Dr. Christopher C. Sorrells	1,620.00	1,620.00	1,620.00	-	-
Dr. Heather Stefaniak	688.78	725.42	762.13	73.35	36.71
Dr. Paul Strait	1,000.52	1,000.52	1,000.52	-	-
Dr. Karanjot S. Sundlass	-	-	-	-	-
Dr. Joseph Valley	2,128.29	2,189.42	2,244.40	116.11	54.98
Dr. Wei-Chuan Wang	1,432.34	1,511.31	1,605.20	172.86	93.89
Dr. Gregory Welsh	1,322.07	1,322.07	1,322.07	-	-
Dr. Kevin P. Wienkers	2,934.36	3,003.68	3,080.20	145.84	76.52
Dr. Thomas J. Wilkins	1,820.00	1,820.00	1,820.00	-	-
Dr. Edward Wineck	1,383.65	1,383.65	1,383.65	-	-
Dr. Steve Zent	1,316.14	1,366.12	1,416.10	99.96	49.98
Dr. Kerry Ahrens	-	-	-	-	-
Dr. Per Anderas	1,352.13	1,352.13	1,352.13	-	-
Ann Seidl	-	-	-	-	-
Dr. Paul Baek	916.63	916.63	916.63	-	-
Dr. Thomas Betka	-	-	-	-	-
Dr. Jeffrey A. Blink	671.64	671.64	671.64	-	-
Dr. Jeffrey Block	980.61	980.61	980.61	-	-
Dr. Luke Cho	99.10	99.10	99.10	-	-
Dr. Wolfgang Dahmert	234.00	234.00	234.00	-	-
Dr. Mark Duffy	-	-	-	-	-
Dr. William Foster	206.14	206.14	206.14	-	-
Dr. Scott Gage	930.63	930.63	930.63	-	-
Dr. Scott Hodgdon	1,883.71	1,883.71	1,883.71	-	-
Dr. Joseph Hodgson	989.91	989.91	989.91	-	-
Dr. Stephen Janquart	341.53	341.53	341.53	-	-
Dr. David Kim	456.01	456.01	456.01	-	-
Dr. John K. Lee	1,254.53	1,254.53	1,254.53	-	-
Dr. Lynn Lulloff	-	-	-	-	-
Dr. Myron Marlett	150.00	150.00	150.00	-	-
Dr. Raisa Lev	2,367.94	2,367.94	2,367.94	-	-
Dr. Michael G. Medich	785.47	785.47	785.47	-	-
Dr. Raul Mendoza	461.16	461.16	461.16	-	-
Dr. Robert Haller	7,420.21	7,420.21	7,420.21	-	-
Dr. Larry Meyer	227.65	227.65	227.65	-	-
Dr. Bnan Miller	67.57	67.57	67.57	-	-
Dr. Matthew Moorman	100.00	100.00	100.00	-	-
Dr. Mane Nassiff	148.89	148.89	148.89	-	-
Dr. Bruce Neal	834.45	834.45	834.45	-	-
Dr. William Nelson	148.30	148.30	148.30	-	-
Dr. Steven Petersen	1,355.98	1,355.98	1,355.98	-	-
Dr. Michael Phillips	407.92	407.92	407.92	-	-
Dr. Alex Roitstein	500.00	500.00	500.00	-	-
Dr. Kirk Scattergood	632.80	632.80	632.80	-	-
Dr. Steven Schmidt	50.00	50.00	50.00	-	-
Dr. Jagdeep Sodhi	2,160.03	2,160.03	2,160.03	-	-
Dr. Paul R. Summerside	703.26	703.26	703.26	-	-
Dr. Jack Swelstad	271.49	271.49	271.49	-	-
Dr. Sherwood VanderWoude	48.00	48.00	48.00	-	-
Dr. Edward Vogel	768.52	768.52	768.52	-	-
Dr. Cory Vogel	-	-	-	-	-
Dr. Laura Vogel-Schwartz	-	-	-	-	-
Dr. Steven Weinshel	4,407.14	4,407.14	4,407.14	-	-
Dr. William Witmer	76.00	76.00	76.00	-	-
Dr. Francis Wolf	112.17	112.17	112.17	-	-
Dr. James Zasuly	191.59	191.59	191.59	-	-
Dr. Robert Zimmerman	320.61	320.61	320.61	-	-
Jeff Mason	530.94	530.94	530.94	-	-
	179,046.31	184,294.85	188,930.44	9,884.13	4,635.59

ITEMIZED.				8,311.30	3,916.39
UN-ITEMIZED.				1,572.83	719.20
				9,884.13	4,635.59

Summary
Last Updated through:

12/31/2021

	12/31/2021			PAC			
	Conduit Contributions	Less: Funds Distributed	Balance	Contributions	Less: Funds Distributed	Balance	
Dr. Stephen Brada	12,341.19	(1,700.00)	10,641.19	78,165.39	-	78,165.39	1
Dr. Xinqian Chen	2,358.33	0.00	2,358.33	1,572.22	-	1,572.22	2
Dr. Timothy Cooper	876.28	0.00	876.28	966.19	-	966.19	3
Dr. Ahmet Dervish	5,015.43	(3,300.00)	1,715.43	2,935.50	-	2,935.50	4
Dr. William S. Dougherty	2,301.43	(600.00)	1,701.43	1,542.60	-	1,542.30	5
Dr. Benjamin Gillen	472.06	0.00	472.06	-	-	0.00	6
Dr. Danzhu Guo	5,064.50	(3,730.00)	1,334.50	3,783.26	-	3,783.26	7
Dr Richard Harrison	10,286.31	(2,225.00)	8,061.31	6,857.52	-	6,857.52	8
Dr Richard Heckert	1,496.55	0.00	1,496.55	997.66	-	997.36	9
Dr. Stephen Janas	554.26	0.00	554.26	-	-	0.00	10
Dr. Ryan Johnson	1,197.28	0.00	1,197.08	798.00	-	798.00	11
Dr Paul Luikart	1,151.27	(100.00)	1,051.27	767.50	-	767.50	12
Dr. Thomas McCann	1,207.49	0.00	1,207.49	805.02	-	805.32	13
Dr. Max E. Ols	7,768.81	(3,393.42)	4,375.39	4,684.38	-	4,684.38	14
Dr. Brian Perkovich	1,116.27	(620.00)	496.27	891.66	-	891.36	15
Dr Eric Peters	3,556.24	(1,875.00)	1,681.04	2,345.57	-	2,345.37	16
Dr. Gregory D Rypel	485.33	0.00	485.33	323.58	-	323.58	17
Dr. Michael Schnaubelt	6,132.31	(200.00)	5,932.81	3,955.21	-	3,955.21	18
Dr. Harold J. Schock III	3,004.45	(1,100.00)	1,904.45	3,004.45	-	3,004.45	19
Dr Christopher Skowlund	588.52	0.00	588.52	-	-	0.00	20
Dr. Heather Stefaniak	1,143.21	0.00	1,143.21	762.13	-	762.13	21
Dr. Joseph Valley	3,366.59	(200.00)	3,166.59	2,244.40	-	2,244.40	22
Dr Wei-Chuan Wang	2,407.95	(700.00)	1,707.95	1,605.20	-	1,605.20	23
Dr. Kevin P. Wienkers	4,735.82	(730.00)	4,005.82	3,080.20	-	3,080.20	24
Dr. Steve Zent	-	0.00	0.00	1,416.10	-	1,416.10	25
Active Contributors	78,627.98	(20,473.42)	58,154.56	123,503.74	0.00	123,503.74	25
Dr. Kerry Ahrens	100.00	(100.00)	0.00	-	-	-	1
Dr Per Anderas	2,300.00	(2,300.00)	0.00	1,352.13	-	1,352.13	2
Ar n Seidl	36.77	(36.77)	0.00	-	-	0.00	3
Dr Paul Baek	916.53	(916.63)	0.00	916.63	-	916.53	4
Dr. Thomas Betka	250.00	(250.00)	0.00	-	-	0.00	5
Dr. Jeffrey A Blink	100.00	(100.00)	0.00	671.64	-	671.64	6
Dr. Jeffrey Block	581.30	(581.30)	0.00	980.61	-	980.51	7
Dr Luke Cho	-	0.00	0.00	99.10	-	99.10	8
Dr. Ronald Christianson	3,137.12	(950.00)	<u>2,187.12</u>	2,727.48	-	2,727.48	9
Dr. Wolfgang Dahnert	-	0.00	0.00	234.00	-	234.00	10
Dr. James Dempsey	1,932.80	0.00	<u>1,932.80</u>	1,818.34	-	1,818.34	11
Dr. Mark Duffy	100.00	(100.00)	0.00	0.00	-	0.00	12
Dr William Foster	267.46	(267.46)	0.00	206.14	-	206.14	13
Dr Scott Gage	1,395.95	(1,395.95)	0.00	930.63	-	930.63	14
Dr Mark Gardon	335.00	(335.00)	<u>(0.00)</u>	1,945.80	-	1,945.80	15
Dr. Robert C. Griesser	2,325.01	(2,325.01)	0.00	1,208.45	-	1,208.45	16
Dr. Wesley Griffith	1,700.00	(1,700.00)	0.00	1,836.22	-	1,836.22	17
Dr Danqing Guo	2,362.72	0.00	<u>2,362.72</u>	1,575.13	-	1,575.13	18
Dr. Robert Haller	450.00	(450.00)	0.00	7,420.21	-	7,420.21	19
Dr Shawn P Hennigan	4,355.00	(4,355.00)	0.00	5,504.65	-	5,504.65	20
Dr. Scott Hodgdon	2,250.00	(2,250.00)	0.00	1,883.71	-	1,883.71	21
Dr Joseph Hodgson	1,337.47	(1,337.47)	0.00	989.91	-	989.91	22
Dr. Stephen Janquart	300.00	(300.00)	0.00	341.53	-	341.53	23
Dr. Erik Johnson	250.00	(250.00)	0.00	-	-	0.00	24
Dr. David Kim	405.00	(405.00)	0.00	456.01	-	456.01	25
Dr. Andrew Kirkpatrick	500.00	(500.00)	0.00	-	-	0.00	26
Dr. John K. Lee	700.00	(700.00)	0.00	1,254.53	-	1,254.53	27
Dr. Raisa Lev	400.00	(400.00)	0.00	2,367.94	-	2,367.94	28
Dr. Robert Limoni	4,310.00	(4,310.00)	0.00	5,150.54	-	5,150.54	29
Dr. Lynn Lulloff	350.00	(350.00)	0.00	-	-	0.00	30
Dr. Myron Marlett	-	0.00	0.00	150.00	-	150.00	31
Dr. Diane Mayland	100.00	(100.00)	0.00	949.19	-	949.19	32
Dr. Michael G. Medich	1,178.17	(450.00)	<u>728.17</u>	785.47	-	785.47	33
Dr. Raul Mendoza	475.00	(475.00)	0.00	461.16	-	461.16	34
Dr. Larry Meyer	341.51	(280.00)	<u>61.51</u>	227.65	-	227.65	35
Dr Brian Miller	-	0.00	0.00	67.57	-	67.57	36
Dr. Matthew Moorman	-	0.00	0.00	100.00	-	100.00	37
Dr. Mane Nassiff	125.00	(125.00)	0.00	148.89	-	148.89	38
Dr. Bruce Neal	850.00	(850.00)	0.00	834.45	-	834.45	39
Dr William Nelson	80.00	(80.00)	0.00	148.30	-	148.30	40
Dr. Steven Petersen	-	0.00	0.00	1,355.98	-	1,355.98	41
Dr Michael Phillips	-	0.00	0.00	407.92	-	407.92	42
Dr. Alex Roitstein	500.00	(500.00)	0.00	500.00	-	500.00	43
Dr. Kirk Scattergood	949.18	(80.00)	<u>869.18</u>	632.80	-	632.80	44
Dr. Steven Schmidt	-	0.00	0.00	50.00	-	50.00	45
Dr. Jagdeep Sodhi	200.00	(200.00)	0.00	2,160.03	-	2,160.03	46
Dr Christopher C Sorrells	2,150.00	(850.00)	<u>1,300.00</u>	1,620.00	-	1,620.00	47
Dr. Paul Strait	1,500.75	(100.00)	<u>1,400.75</u>	1,000.52	-	1,000.52	48
Dr Paul R. Summerside	550.00	(550.00)	0.00	703.26	-	703.26	49
Dr Karanjot S Sundlass	-	0.00	0.00	-	-	0.00	50
Dr. Jack Swelstad	200.00	(200.00)	0.00	271.49	-	271.49	51
Dr. Sherwood VanderWoude	-	0.00	0.00	48.00	-	48.00	52
Dr. Edward Vogel	500.00	(500.00)	0.00	768.52	-	768.52	53
Dr. Cory Vogel	300.00	(300.00)	0.00	-	-	0.00	54
Dr. Laura Vogel-Schwartz	300.00	(300.00)	0.00	-	-	0.00	55
Dr. Steven Weinschel	9,961.66	(9,961.66)	0.00	4,407.14	-	4,407.14	56
Dr. Gregory Welsh	1,150.00	(1,150.00)	0.00	1,322.07	-	1,322.07	57
Dr. Thomas J. Wilkins	2,950.00	(2,950.00)	0.00	1,820.00	-	1,820.00	58
Dr. Edward Wineck	-	0.00	0.00	1,383.65	-	1,383.65	59
Dr William Witmer	114.00	(100.00)	<u>14.00</u>	76.00	-	76.00	60
Dr. Francis Wolf	200.00	(200.00)	0.00	112.17	-	112.17	61
Dr. James Zasuly	191.59	(100.00)	<u>91.59</u>	191.59	-	191.59	62
Dr. Robert Zimmerman	300.00	(300.00)	0.00	320.61	-	320.61	63
Jeff Mason	1,850.00	(1,850.00)	0.00	530.94	-	530.94	64
Bank fees	-	0.00	0.00	-	-	-	
Inactive Contributors	60,465.09	(49,517.25)	10,947.84	65,426.70		65,426.70	64
							64
				Rental Agreement	(28,630.99)	(28,630.99)	
				Distributions	(60,500.00)	(60,500.00)	
				\$188,930.44	(\$89,130.99)	\$99,799.43	
Total	\$139,093.07	(\$69,990.67)	\$69,102.40				
Total Per GL Cash	100-0000-040-4175-0000		\$69,102.40	075-0000-000-11000-0000		\$99,799.43	
Total Per GL	100-0000-040-22700-0000		\$69,102.40	075-0000-000-34010-0000		\$99,799.43	
	Variance		\$0.00	Variance		\$0.00	
	Variance		\$0.00	Variance		\$0.00	

CONFIDENTIAL - UNCLASSIFIED

Summary

Last Updated through:

12/31/2021

Detail of Funds Distributed

4/22/2005	\$1,000.00	Friends of Jim Schmitt for Mayor
8/19/2005	\$500.00	Tom Nelson for Assembly
12/7/2005	\$100.00	Green for Wisconsin
1/17/2006	\$50.00	Green for Wisconsin
2/7/2006	\$375.00	Friends of Sheldon Wasserman
3/23/2006	\$2,100.00	Green for Wisconsin
3/24/2006	\$100.00	Paul Zeller for County Board
3/24/2006	\$100.00	Carlene Felmer for County Board
3/24/2006	\$100.00	Ken Simons for County Board
3/24/2006	\$100.00	Mary Scray for County Board
3/24/2006	\$100.00	Jesse Brunette for County Board
4/20/2006	\$500.00	Green for Wisconsin
5/15/2006	\$100.00	Jim Schmitt for Mayor
9/8/2006	\$50.00	Wisconsin League of Conservation Voters
10/24/2006	\$200.00	JB Van Hollen for Attorney General
11/6/2006	\$70.00	Green for Wisconsin
1/18/2007	\$100.00	Jim Schmitt for Mayor
2/22/2007	\$100.00	Judge Annette Ziegler for Supreme Court
2/26/2007	\$200.00	Tom Hinz County Executive
2/26/2007	\$200.00	Alan Lasee County Executive
2/26/2007	\$200.00	Tomothy Hinkfuss BC Circuit Court Branch VII
2/26/2007	\$200.00	Thomas Schober BC Circuit Court Branch VII
5/18/2007	\$500.00	Eugene Hahn
5/18/2007	\$500.00	Jeff Wood
5/18/2007	\$500.00	Brett Davis
5/18/2007	\$500.00	J. A. Hines
5/18/2007	\$500.00	John Murtha
5/18/2007	\$500.00	Mary Williams
5/18/2007	\$500.00	Lee Nerison
5/18/2007	\$500.00	Karl VanRoy
5/18/2007	\$500.00	Mark Honadel
5/18/2007	\$500.00	Teny Moulton
5/18/2007	\$2,000.00	Mike Heusch
2/27/2008	\$3,200.00	Gableman for Supreme Court
3/21/2008	\$75.00	Chad Fradette
3/21/2008	\$500.00	Jim Schmitt for Mayor
4/23/2008	\$250.00	Senator Robert Cowles
4/30/2008	\$100.00	Lou Ann Weix for Assembly
4/9/2008	(\$100.00)	VOIDED Jesse Brunette for County Board (3/24/06)
10/9/2008	\$500.00	Tony Theisen for Assembly
10/9/2008	\$500.00	Van Roy for 90th Assembly; Karl VanRoy
10/9/2008	\$300.00	Citizens for Lasee, Frank Lasee
10/9/2008	\$250.00	Chad Fradette
10/9/2008	\$250.00	Montgomery for Assembly; Phil Montgomery
10/14/2008	\$900.00	Karl VanRoy
10/21/2008	\$100.00	Montgomery for Assembly; Phil Montgomery
2/16/2009	\$3,000.00	Judge Koschnick for Justice
3/20/2009	\$2,300.00	Scott Walker
5/19/2009	\$250.00	Scott Walker
9/18/2009	\$250.00	Representative John Nygren
6/10/2010	\$250.00	Scott Walker
6/17/2010	\$1,000.00	Scott Walker
7/19/2010	\$1,000.00	Jim Schmitt for Mayor
8/12/2010	\$250.00	Taxpayers for Lasee
9/21/2010	\$231.30	Barratt for Wisconsin
10/4/2010	\$1,000.00	Taxpayers for Lasee
10/4/2010	\$500.00	Scott Walker
10/6/2010	\$250.00	Jacque for Assemble
10/6/2010	\$250.00	Taxpayers for Lasee
10/6/2010	\$500.00	Scott Walker
10/12/2010	\$250.00	Weininger for Assembly
10/15/2010	\$8,000.00	Scott Walker
3/23/2011	\$1,000.00	Jim Schmitt for Mayor
3/23/2011	\$900.00	Streckenbach for Brown County Executive
5/18/2011	\$1,700.00	Cowles for Senate
6/1/2011	\$775.00	Taxpayers for Lasee
10/26/2011	\$300.00	Scott Walker
10/31/2011	\$1,000.00	Jim Schmitt for Mayor
12/12/2011	\$250.00	Weininger for Assembly
1/26/2012	(\$1,000.00)	VOIDED Taxpayers for Lasee (10/4/10)
3/15/2012	\$2,818.42	Scott Walker
4/27/2012	\$200.00	Scott Walker
4/30/2012	\$200.00	Scott Walker
4/30/2012	\$1,000.00	Scott Walker
10/17/2012	\$2,350.00	John Macco
10/17/2012	\$900.00	Cowles for Senate
10/17/2012	\$200.00	Citizens for Tiffany
10/17/2012	\$200.00	Rick Gudex for State Senate
10/17/2012	\$200.00	Noble Campaign Committee
10/17/2012	\$200.00	Feehan for Senate
6/3/2013	\$1,000.00	Streckenbach for Brown County Executive
5/6/2014	\$1,000.00	Streckenbach for Brown County Executive
7/25/2014	\$1,000.00	Hackbarth for Assembly
10/22/2014	\$5,000.00	Friends of Scott Walker
1/2/2015	\$1,000.00	Friends of Scott Walker
1/28/2015	\$1,000.00	Streckenbach for Brown County Executive
2/23/2015	\$1,000.00	Judge Daley for Supreme Court
2/27/2015	(\$1,000.00)	VOIDED Friends of Scott Walker 1/2/15
9/11/2015	\$250.00	Taxpayers for Nygren
3/31/2016	\$1,500.00	Mike Gallagher for Wisconsin
5/27/2016	\$895.95	Friends of Scott Walker
10/13/2017	\$1,000.00	County Executive Troy Streckenbach
6/12/2018	\$1,000.00	County Executive Troy Streckenbach
3/8/2019	\$500.00	County Executive Troy Streckenbach
1/8/2020	(\$250.00)	VOIDED Taxpayers for Nygren
2/1/2021	\$1,000.00	Friends of Judge Gill
6/17/2021	\$1,250.00	Toney for Attorney General

\$69,990.57

Detail of Funds Distributed

3/23/2006	\$500.00	Gard for Congress
10/11/2006	\$500.00	Kagen 4 Congress
10/11/2006	\$500.00	Friends of Joe Lieberman
10/25/2007	\$500.00	Friends of Max Baucus
12/12/2007	\$500.00	A Lot of People for Dave Obey
3/14/2008	\$1,000.00	Kagen 4 Congress
6/27/2008	\$1,000.00	Gard for Congress
10/6/2008	\$5,000.00	Gard for Congress
10/30/2008	\$5,000.00	Kagen 4 Congress
1/2/2009	\$5,000.00	Kagen 4 Congress
12/2/2009	\$500.00	Trager for Congress
3/4/2010	\$2,500.00	Trager for Congress
8/25/2010	\$2,000.00	Ribble for Congress
9/22/2010	\$5,000.00	Ribble for Congress
1/28/2011	\$1,000.00	Ribble for Congress
2/4/2011	(\$1,000.00)	VOIDED - Ribble for Congress
8/9/2011	\$500.00	Ron Johnson for U S Senate
8/11/2011	\$1,000.00	Ribble for Congress
3/28/2012	\$2,500.00	Ribble for Congress
9/18/2012	\$5,000.00	Ribble for Congress
10/17/2012	\$5,000.00	Tommy Thompson for Senate
3/14/2013	\$1,000.00	Ribble for Congress
9/26/2013	\$2,500.00	Ribble for Congress
7/24/2014	\$5,000.00	Boehner for Speaker
8/3/2015	\$1,000.00	Ryan for Congress
12/28/2015	\$5,000.00	Ribble for Congress
3/31/2016	(\$5,000.00)	CHECK RETURNED- Ribble for Congress
9/21/2016	\$5,000.00	Mike Gallagher for Wisconsin
3/30/2017	\$2,500.00	Mike Gallagher for Wisconsin

\$60,500.00

variance 0.00

1001010000 | W0 | W | H | H | H | N | N | N | N


RECORDED AND INDEXED

MAIL

**BAYCARE
CLINIC**

Mer Drive
7, WI 54311-8320

7019 1640 0001 8353 5418



US POSTAGE PAID BY PTNEY BOWES



ZIP 54311 \$ 008.36⁰
02 4W
0000373479 JAN 14 2022


PERSONAL & CONFIDENTIAL

Federal Election Commission
1050 First Street, NE
Washington, DC 20002

RECEIVED
FEDERAL CENTER
2022 JAN 27 AM 11:09

Federal Election Commission
ENVELOPE REPLACEMENT PAGE FOR INCOMING DOCUMENTS
 The FEC added this page to the end of this filing to indicate how it was received.

<input type="checkbox"/> Hand Delivered	Date of Receipt
<input type="checkbox"/> USPS First Class Mail	Postmarked Date of Receipt
<input checked="" type="checkbox"/> USPS Registered/Certified	Postmarked (R/C) 01/14/22
<input type="checkbox"/> USPS Priority Mail	Postmarked
<input type="checkbox"/> USPS Priority Mail Express	Postmarked
<input type="checkbox"/> Postmark Illegible	
<input type="checkbox"/> No Postmark	
<input type="checkbox"/> Overnight Delivery Service (Specify):	Shipping Date
	Next Business Day Delivery <input type="checkbox"/>
<input type="checkbox"/> Received from House Records & Registration Office	Date of Receipt
<input type="checkbox"/> Received from Senate Public Records Office	Date of Receipt
<input type="checkbox"/> Received from Electronic Filing Office	Date of Receipt
<input type="checkbox"/> Other (Specify):	Date of Receipt or Postmarked

 PREPARER	01/28/22 DATE PREPARED
---	----------------------------------

2025 RELEASE UNDER E.O. 14176