

# REPORT OF RECEIPTS AND DISBURSEMENTS

For Other Than An Authorized Committee  
(Summary Page)

RECEIVED  
FEDERAL ELECTION  
COMMISSION  
PUBLIC DISCLOSURE  
DIVISION

JUL 11 2 55 PM '01

USE FEC MAILING LABEL  
OR  
TYPE OR PRINT

1. NAME OF COMMITTEE (in full) <u>American Sugarbeet Growers Association</u>		2. FEC IDENTIFICATION NUMBER <u>C00167684</u>
ADDRESS (number and street) <input type="checkbox"/> Check if different than previously reported <u>1156 15th St., NW Suite 1101</u>		
CITY, STATE and ZIP CODE <u>Washington, DC 20005</u>		
3. <input checked="" type="checkbox"/> This committee has qualified as a multicandidate committee. (see FEC FORM 1M)		

## 4. TYPE OF REPORT

(a) ☐ April 15 Quarterly Report

☐ July 15 Quarterly Report

☐ October 15 Quarterly Report

☒ January 31 Year End Report

☐ July 31 Mid Year Report (Non-election Year Only)

☐ Termination Report

Monthly Report Due On:

<input type="checkbox"/> February 20	<input type="checkbox"/> June 20	<input type="checkbox"/> October 20
<input type="checkbox"/> March 20	<input type="checkbox"/> July 20	<input type="checkbox"/> November 20
<input type="checkbox"/> April 20	<input type="checkbox"/> August 20	<input type="checkbox"/> December 20
<input type="checkbox"/> May 20	<input type="checkbox"/> September 20	<input type="checkbox"/> January 31

☐ 12-Day Pre-Election Report for the \_\_\_\_\_ (Type of Election)

election on \_\_\_\_\_ in the State of \_\_\_\_\_

☐ 30-Day Post-Election Report following the General Election

on \_\_\_\_\_ in the State of \_\_\_\_\_

(b) Is this Report an Amendment?

☒ YES ☐ NO

SUMMARY		COLUMN A This Period	COLUMN B Calendar Year-to-Date
6. Covering Period	<u>11/28/00</u> through <u>12/31/00</u>		
8. (a) Cash on Hand January 1, <u>2000</u>			\$ 92,825.44
(b) Cash on Hand at Beginning of Reporting Period		\$ 37,970.27	
(c) Total Receipts (from Line 19)		\$ 44,032.69	\$ 130,550.42
(d) Subtotal (add Lines 6(b) and 8(c) for Column A and Lines 6(a) and 8(c) for Column B)		\$ 82,002.96	\$ 223,375.86
7. Total Disbursements (from Line 30)		\$ -1303.28	\$ 140,069.62
8. Cash on Hand at Close of Reporting Period (subtract Line 7 from Line 6(d))		\$ 83,306.24	\$ 83,306.24
9. Debts and Obligations Owed TO the Committee (Itemize all on Schedule C and/or Schedule D)		\$ 0.00	
10. Debts and Obligations Owed BY the Committee (Itemize all on Schedule C and/or Schedule D)		\$ 0.00	

For further information contact:  
Federal Election Commission  
399 E Street, NW  
Washington, DC 20463  
Toll Free 800-424-9630  
Local 202-694-1100

I certify that I have examined this Report and to the best of my knowledge and belief it is true, correct and complete.

Type or Print Name of Treasurer Luther A. Markward

Signature of Treasurer Luther A. Markward

Date

7-9-01

NOTE: Submission of false, erroneous, or incomplete information may subject the person signing this Report to the penalties of 2 U.S.C. §437g.

--	--	--	--	--	--	--	--	--	--

FEC FORM 3X

(revised 8/93)

# **DETAILED SUMMARY PAGE**

## **OF RECEIPTS AND DISBURSEMENTS**

**PAGE 2, FEC FORM 3X**

(revised 1/1/81)

NAME OF COMMITTEE <b>American Sugarbeet Growers Association PAC</b>		REPORT COVERING PERIOD FROM <b>11/28/00</b> TO <b>12/31/00</b>	
		COLUMN A Total This Period	COLUMN B Calendar Year
<b>I. Receipts</b>			
11. Contributions (other than loans) From:			
a. Individual/Persons Other Than Political Committees			
i. Itemized (use Schedule A)		20,042.89	32,652.43
ii. Unitemized		23,928.91	75,908.39
iii. Total (add i and ii) >		43,971.80	108,560.82
b. Political Party Committees		0.00	0.00
c. Other Political Committees (such as PACs)		0.00	20,000.00
d. Total Contributions (add a, b, and c) >		43,971.80	128,560.82
12. Transfers From Affiliated/Other Party Committees		0.00	0.00
13. All Loans Received		0.00	0.00
14. Loan Repayments Received		0.00	0.00
15. Offsets To Operating Expenditures (Refunds, Rents, etc.)		0.00	375.00
16. Refunds of Contributions Made to Federal Candidates and Other Political Committees		0.00	1,000.00
17. Other Federal Receipts (Dividends, Interest, etc.)		60.89	614.60
18. Transfers from Nonfederal Accounts for Joint Activity		0.00	0.00
19. Total Receipts (add 11d, 12, 13, 14, 15, 16, 17, and 18) >		44,032.69	130,550.42
20. Total Federal Receipts (subtract line 18 from line 19) >		44,032.69	130,550.42
<b>II. Disbursements</b>			
21. Operating Expenditures:			
a. Shared Federal/Non-Federal Activity (from Schedule H4)			
i. Federal Share		0.00	0.00
ii. Non-Federal Share		0.00	0.00
b. Other Federal Operating Expenditures		196.72	3,695.60
c. Total Operating Expenditures (add a, i, and b) >		196.72	3,695.60
22. Transfers to Affiliated/Other Party Committees		0.00	0.00
23. Contributions to Federal Candidates/Committees and Other Political Committees		-1,500.00	136,358.20
24. Independent Expenditures (use Schedule E)		0.00	0.00
25. Coordinated Expenditures Made by Party Committees (2 U.S.C. 441e(d)) (use Schedule F)		0.00	0.00
26. Loan Repayments Made		0.00	0.00
27. Loans Made		0.00	0.00
28. Refunds of Contributions To:			
a. Individual/Persons Other Than Political Committees		0.00	0.00
b. Political Party Committees		0.00	0.00
c. Other Political Committees (such as PACs)		0.00	0.00
d. Total Contribution Refunds (add a, b and c) >		0.00	0.00
29. Other Disbursements		0.00	0.00
30. Total Disbursements (add 21c, 22, 23, 24, 25, 26, 27, 28d, and 29) >		-1,303.28	140,069.62
31. Total Federal Disbursements (subtract line 21 a, i from line 30) >		-1,303.28	140,069.62
<b>III. Net Contributions/Operating Expenditures</b>			
32. Total Contributions (other than loans)(from line 11d)		43,971.80	128,560.82
33. Total Contribution Refunds (from line 28d)		0.00	0.00
34. Net Contributions (other than loans)(subtract line 33 from 32)		43,971.80	128,560.82
35. Total Federal Operating Expenditures (add 21 a, i and 21 b) >		196.72	3,695.60
36. Offsets to Operating Expenditures (from line 15)		0.00	375.00
37. Net Operating Expenditures (subtract line 36 from 35) >		196.72	3,320.60

*American Sugarbeet Growers Association  
Political Action Committee*

*1156 15th St. NW #1101  
Washington, DC 20005*

Thank you for your recent contribution to the American Sugarbeet Growers Association Political Action Committee. Your support is appreciated.

Federal law requires us to use our best efforts to collect and report the name and address of individuals whose contributions exceed \$200 in a calendar year.

Because your partnership has contributed more than \$200 this calendar year, please complete the following section and return it as soon as possible in the enclosed self-addressed envelope. Thank you for your assistance and continued support.

Sincerely,

  
Ruthann Geib, Assistant Treasurer

Name of Partnership \* See Note

The 2000 contribution was \$ \_\_\_\_\_. The portion of that contribution paid by individuals in this partnership is:

Name/Address

Amount

\$ \_\_\_\_\_

\$ \_\_\_\_\_

\$ \_\_\_\_\_

TOTAL CONTRIBUTION FROM PARTNERSHIP

\$ \_\_\_\_\_

(PLEASE NOTE: If you are incorporated, rather than a partnership, please advise ASGAPAC immediately so that your contribution can be refunded. Corporate contributions are prohibited by the Federal Election Commission. Thank you.)

*\* Allen Farms is not a partnership, but*

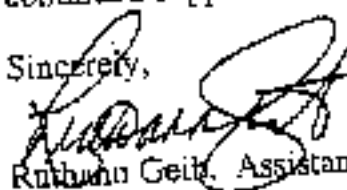
*American Sugarbeet Growers Association  
Political Action Committee  
1156 15th St. NW #1101  
Washington, DC 20005*

Thank you for your recent contribution to the American Sugarbeet Growers Association Political Action Committee. Your support is appreciated.

Federal law requires us to use our best efforts to collect and report the name and address of individuals whose contributions exceed \$200 in a calendar year.

Because your partnership has contributed more than \$200 this calendar year, please complete the following section and return it as soon as possible in the enclosed self-addressed envelope. Thank you for your assistance and continued support.

Sincerely,

  
Ruthann Geib, Assistant Treasurer

Name of Partnership Bergh Farms, LLC 12/96

The 1996 contribution to date is \$ 515. The portion of that contribution paid by individuals in this partnership is:

Name/Address	Amount
<u>P. A. BERGH</u> <u>1100 PHELPS CIR.</u> <u>MTN. HOME ID. 83647</u>	<u>\$257.50</u>
<u>DAVID E. BERGH</u> <u>Box 814, R.R. #1</u> <u>MTN. HOME ID. 83647</u>	<u>\$257.50</u>
	\$

TOTAL CONTRIBUTION FROM PARTNERSHIP

\$ 515

(PLEASE NOTE: If you are incorporated, rather than a partnership, please advise ASGAPAC immediately so that your contribution can be refunded. Corporate contributions are prohibited by the Federal Election Commission. Thank you.)


*American Sugarbeet Growers Association  
Political Action Committee  
1156 15th St NW #1101  
Washington, DC 20005*

Thank you for your recent contribution to the American Sugarbeet Growers Association Political Action Committee. Your support is appreciated.

Federal law requires us to use our best efforts to collect and report the name and address of individuals whose contributions exceed \$200 in a calendar year.

Because your partnership has contributed more than \$200 this calendar year, please complete the following section and return it as soon as possible in the enclosed self-addressed envelope. Thank you for your assistance and continued support.

Sincerely,

  
Ruthann Geib, Assistant Treasurer

Name of Partnership Blauer Brothers (Idaho)

The 1998 contribution \$ 288.00. The portion of that contribution paid by individuals in this partnership is:

Name/Address	Amount
<u>Dan Blauer</u>	<u>\$ 96</u>
<u>715 W Hwy 30 Burley ID</u>	
<u>Donald Blauer, 360W 500S</u>	<u>\$ 96</u>
<u>Burley Idaho 83318</u>	
<u>Douglas Blauer 100W 150S</u>	<u>\$ 96</u>
<u>Burley ID 83318</u>	
TOTAL CONTRIBUTION FROM PARTNERSHIP	<u>\$ 288.00</u>

(PLEASE NOTE: If you are incorporated, rather than a partnership, please advise ASGAPAC immediately so that your contribution can be refunded. Corporate contributions are prohibited by the Federal Election Commission. Thank you.)

96  
21253  
27  
13

*American Sugarbeet Growers Association  
Political Action Committee  
1156 15th St. NW #1101  
Washington, DC 20005*

Thank you for your recent contribution to the American Sugarbeet Growers Association Political Action Committee. Your support is appreciated.

Federal law requires us to use our best efforts to collect and report the name and address of individuals whose contributions exceed \$200 in a calendar year.

Because your partnership has contributed more than \$200 this calendar year, please complete the following section and return it as soon as possible in the enclosed self-addressed envelope. Thank you for your assistance and continued support.

Sincerely,

  
Ruthann Geib, Assistant Treasurer

Name of Partnership Countyline

The 2000 contribution was \$ 466.50. The portion of that contribution paid by individuals in this partnership is:

Name/Address	Amount
<u>Monty Funk</u>	<u>\$ 155.50</u>
<u>PO Box 360 Amer Falls, Id 83211</u>	
<u>Carolene Funk</u>	<u>\$ 155.50</u>
<u>PO Box 360 Amer Falls, Id 83211</u>	
<u>Diane Funk</u>	<u>\$ 155.50</u>
<u>PO Box 360 Amer Falls, Id 83211</u>	
TOTAL CONTRIBUTION FROM PARTNERSHIP	<u>\$ 466.50</u>

(PLEASE NOTE: If you are incorporated, rather than a partnership, please advise ASGAPAC immediately so that your contribution can be refunded. Corporate contributions are prohibited by the Federal Election Commission. Thank you.)

*American Sugarbeet Growers Association  
Political Action Committee  
1136 15th St NW #1101  
Washington, DC 20005*

Thank you for your recent contribution to the American Sugarbeet Growers Association Political Action Committee. Your support is appreciated.

Federal law requires us to use our best efforts to collect and report the name and address of individuals whose contributions exceed \$200 in a calendar year.

Because your partnership has contributed more than \$200 this calendar year, please complete the following section and return it as soon as possible in the enclosed self-addressed envelope. Thank you for your assistance and continued support.

Sincerely,

  
Ruthann Geib, Assistant Treasurer

Name of Partnership Deboer Farms (NN)

The 1998 contribution \$ 254-. The portion of that contribution paid by individuals in this partnership is:

Name/Address	Amount
<u>Dirk De Boer</u>	<u>\$ 127.00</u>
<u>bob Alberta ave Nyea Or. 97913</u>	
<u>Nancy V. De Boer</u>	<u>\$ 127.00</u>
<u>bob Alberta ave Nyea Or. 97913</u>	
	<u>\$</u>

TOTAL CONTRIBUTION FROM PARTNERSHIP \$ 254-

(PLEASE NOTE: If you are incorporated, rather than a partnership, please advise ASGAPAC immediately so that your contribution can be refunded. Corporate contributions are prohibited by the Federal Election Commission. Thank you.)

*American Sugarbeet Growers Association  
Political Action Committee  
1156 15th St NW #1101  
Washington, DC 20005*

Thank you for your recent contribution to the American Sugarbeet Growers Association Political Action Committee. Your support is appreciated.

Federal law requires us to use our best efforts to collect and report the name and address of individuals whose contributions exceed \$200 in a calendar year.

Because your partnership has contributed more than \$200 this calendar year, please complete the following section and return it as soon as possible in the enclosed self-addressed envelope. Thank you for your assistance and continued support.

Sincerely,

  
Ruthann Geib, Assistant Treasurer

Name of Partnership Driscoll Bros 12/96

The 1996 contribution to date is \$ 300. The portion of that contribution paid by individuals in this partnership is:

Name/Address	Amount
<u>Brock Driscoll</u>	<u>\$ 150--</u>
<u>2250 So. 3200 W. Aberdeen, ID 83210</u>	
<u>Dirk Driscoll</u>	<u>\$ 150--</u>
<u>3344 W. 2200 S. Aberdeen, ID 83210</u>	
<u></u>	<u>\$</u>
<b>TOTAL CONTRIBUTION FROM PARTNERSHIP</b>	<b><u>\$ 300</u></b>

(PLEASE NOTE: If you are incorporated, rather than a partnership, please advise ASGAPAC immediately so that your contribution can be refunded. Corporate contributions are prohibited by the Federal Election Commission. Thank you.)



*American Sugarbeet Growers Association  
Political Action Committee  
1156 15th St. NW #1101  
Washington, DC 20005*

Thank you for your recent contribution to the American Sugarbeet Growers Association Political Action Committee. Your support is appreciated.

Federal law requires us to use our best efforts to collect and report the name and address of individuals whose contributions exceed \$200 in a calendar year.

Because your partnership has contributed more than \$200 this calendar year, please complete the following section and return it as soon as possible in the enclosed self-addressed envelope. Thank you for your assistance and continued support.

Sincerely,

  
Ruthann Geib, Assistant Treasurer

Name of Partnership E & H Farms LLC

The 2000 contribution was \$ 526.50. The portion of that contribution paid by individuals in this partnership is:

Name/Address	Amount
<u>Terry Elliott</u>	<u>\$ 288<sup>45</sup></u>
<u>Brad Hall</u>	<u>\$ 288<sup>25</sup></u>
<u></u>	<u>\$</u>
<u></u>	<u>\$</u>
<b>TOTAL CONTRIBUTION FROM PARTNERSHIP</b>	<b><u>\$ 576<sup>50</sup></u></b>

(PLEASE NOTE: If you are incorporated, rather than a partnership, please advise ASGAPAC immediately so that your contribution can be refunded. Corporate contributions are prohibited by the Federal Election Commission. Thank you.)

*American Sugarbeet Growers Association  
Political Action Committee  
1156 15th St. NW #1101  
Washington, DC 20005*

Thank you for your recent contribution to the American Sugarbeet Growers Association Political Action Committee. Your support is appreciated.

Federal law requires us to use our best efforts to collect and report the name and address of individuals whose contributions exceed \$200 in a calendar year.

Because your partnership has contributed more than \$200 this calendar year, please complete the following section and return it as soon as possible in the enclosed self-addressed envelope. Thank you for your assistance and continued support.

Sincerely,

  
Ruthann Geib, Assistant Treasurer

Name of Partnership Harder livestock (Idaho)

The 1998 contribution \$ 289-. The portion of that contribution paid by individuals in this partnership is:

Name/Address	Amount
<u>TED HARDER 70%</u>	<u>\$ 202.30</u>
<u>1021 E 4100N</u>	
<u>Buhl ID 83316</u>	<u>\$</u>
<u>HOWARD HARDER 30%</u>	
<u>878 E. 4000N.</u>	<u>\$ 86.70</u>
<u>Buhl ID. 83316</u>	
TOTAL CONTRIBUTION FROM PARTNERSHIP	<u>\$ 289-</u>

(PLEASE NOTE: If you are incorporated, rather than a partnership, please advise ASGAPAC immediately so that your contribution can be refunded. Corporate contributions are prohibited by the Federal Election Commission. Thank you.)

*American Sugarbeet Growers Association  
Political Action Committee  
1156 15th St. NW #1101  
Washington, DC 20005*

Thank you for your recent contribution to the American Sugarbeet Growers Association Political Action Committee. Your support is appreciated.

Federal law requires us to use our best efforts to collect and report the name and address of individuals whose contributions exceed \$200 in a calendar year.

Because your partnership has contributed more than \$200 this calendar year, please complete the following section and return it as soon as possible in the enclosed self-addressed envelope. Thank you for your assistance and continued support.

Sincerely,

  
Ruthann Geib, Assistant Treasurer

Name of Partnership KROWN FARMS 12/96

The 1996 contribution to date is \$ 300. The portion of that contribution paid by individuals in this partnership is:

Name/Address	Amount
<u>Stephen Klassen</u>	<u>\$ 75</u>
<u>Daniel Brown</u>	<u>\$ 75</u>
<u>John Klassen</u>	<u>\$ 75</u>
<u>Jim P. Brown</u>	<u>\$ 75</u>
_____	<u>\$</u>

TOTAL CONTRIBUTION FROM PARTNERSHIP \$ 300

(PLEASE NOTE: If you are incorporated, rather than a partnership, please advise ASGAPAC immediately so that your contribution can be refunded. Corporate contributions are prohibited by the Federal Election Commission. Thank you.)

*American Sugarbeet Growers Association  
Political Action Committee  
1156 15th St. NW #1101  
Washington, DC 20005*

Thank you for your recent contribution to the American Sugarbeet Growers Association Political Action Committee. Your support is appreciated.

Federal law requires us to use our best efforts to collect and report the name and address of individuals whose contributions exceed \$200 in a calendar year.

Because your partnership has contributed more than \$200 this calendar year, please complete the following section and return it as soon as possible in the enclosed self-addressed envelope. Thank you for your assistance and continued support.

Sincerely,

  
Ruthann Geib, Assistant Treasurer

Name of Partnership Law Kerr Farms

The 2000 contribution was \$ 500-. The portion of that contribution paid by individuals in this partnership is:

Name/Address	Amount
<u>Kerry Bowen</u>	<u>\$250-</u>
<u>900 E 500 S Deco Idh</u>	<u>P2323</u>
	<u>\$</u>
<u>Lawrence Gillett</u>	<u>\$250-</u>
<u>P.O. Box 168 Deco Idh</u>	<u>P2323</u>
TOTAL CONTRIBUTION FROM PARTNERSHIP	<u>\$500-</u>

(PLEASE NOTE: If you are incorporated, rather than a partnership, please advise ASGAPAC immediately so that your contribution can be refunded. Corporate contributions are prohibited by the Federal Election Commission. Thank you.)

*American Sugarbeet Growers Association  
Political Action Committee  
1156 15th St. NW #1101  
Washington, DC 20005*

Thank you for your recent contribution to the American Sugarbeet Growers Association Political Action Committee. Your support is appreciated.

Federal law requires us to use our best efforts to collect and report the name and address of individuals whose contributions exceed \$200 in a calendar year.

Because your partnership has contributed more than \$200 this calendar year, please complete the following section and return it as soon as possible in the enclosed self-addressed envelope. Thank you for your assistance and continued support.

Sincerely,

  
Ruthann Geib, Assistant Treasurer

Name of Partnership Ralph Furer Farms (ID)

The 1998 contribution \$ 800.-. The portion of that contribution paid by individuals in this partnership is:

Name/Address	Amount
1- Robert Hunsaker 3618 W. Camelback Rd. Phoenix, AZ 85109	\$ 400. <sup>00</sup> S
2- Jack Hunsaker 561 Terrace Drive Burley, ID 83318	400. <sup>00</sup> S

TOTAL CONTRIBUTION FROM PARTNERSHIP \$ 800.-

(PLEASE NOTE: If you are incorporated, rather than a partnership, please advise ASGAPAC immediately so that your contribution can be refunded. Corporate contributions are prohibited by the Federal Election Commission. Thank you.)


*American Sugarbeet Growers Association  
Political Action Committee  
1156 15th St. NW #1101  
Washington, DC 20005*

Thank you for your recent contribution to the American Sugarbeet Growers Association Political Action Committee. Your support is appreciated.

Federal law requires us to use our best efforts to collect and report the name and address of individuals whose contributions exceed \$200 in a calendar year.

Because your partnership has contributed more than \$200 this calendar year, please complete the following section and return it as soon as possible in the enclosed self-addressed envelope. Thank you for your assistance and continued support.

Sincerely,

  
Ruthann Geib, Assistant Treasurer.

Name of Partnership

R.J. LLC

The 2000 contribution was \$ 250.00. The portion of that contribution paid by individuals in this partnership is:

Name/Address

Amount

Richard C. Young

\$125<sup>00</sup>

50E 900N Rupert, Ida. 83350

Jolynn L. Young

\$125<sup>00</sup>

50E 900N Rupert, Ida. 83350

\$

TOTAL CONTRIBUTION FROM PARTNERSHIP

\$250<sup>00</sup>

(PLEASE NOTE: If you are incorporated, rather than a partnership, please advise ASGAPAC immediately so that your contribution can be refunded. Corporate contributions are prohibited by the Federal Election Commission. Thank you.)

*American Sugarbeet Growers Association  
Political Action Committee  
1156 15th St. NW #1101  
Washington, DC 20005*

Thank you for your recent contribution to the American Sugarbeet Growers Association Political Action Committee. Your support is appreciated.

Federal law requires us to use our best efforts to collect and report the name and address of individuals whose contributions exceed \$200 in a calendar year.

Because your partnership has contributed more than \$200 this calendar year, please complete the following section and return it as soon as possible in the enclosed self-addressed envelope. Thank you for your assistance and continued support.

Sincerely,

  
Ruthann Geib, Assistant Treasurer

Name of Partnership Ruff Times Farms

The 2000 contribution was \$ 250.00. The portion of that contribution paid by individuals in this partnership is:

Name/Address	Amount
<u>ROY RUFF</u>	<u>\$ 112.50</u>
<u>2845 FAIRVIEW LANE AR. FALLS, ID 83211</u>	
<u>DONC RUFF</u>	<u>\$ 112.50</u>
<u>3005 W 2100 S ABERDEEN, ID 83210</u>	
<u>RUSSELL RUFF</u>	<u>\$ 25.00</u>
<u>2927 FAIRVIEW LANE AR. FALLS, ID 83211</u>	
TOTAL CONTRIBUTION FROM PARTNERSHIP	<u>\$ 250.00</u>

(PLEASE NOTE: If you are incorporated, rather than a partnership, please advise ASGAPAC immediately so that your contribution can be refunded. Corporate contributions are prohibited by the Federal Election Commission. Thank you.)

# American Sugarbeet Growers Association Political Action Committee

**TREASURER**  
**LUTHER MARKWART**  
**ASSISTANT TREASURER**  
**RUTHANN GEIB**

1156 15th STREET, NW #1101  
WASHINGTON, DC 20005-1704  
TELEPHONE: (202) 833-2398  
FAX: (202) 785-7312

**COMMITTEE:**

**CHAIRMAN**

William Bakwin  
North Dakota

**VICE CHAIRMAN**

Tom Church  
Idaho

California  
Marvin Lohse

Colorado  
Gilbert Meier

Idaho  
Tom Gurnard  
Rocky Trail

Michigan  
Don Kaineth  
Eugene Maylan

Minnesota  
Robert Brauer  
Larry Johnson

Montana  
Richard Dorn  
Ed Kuentz  
Don Steinbesser

Nebraska  
Randy Hoff

Ohio  
Chel Mauch

Texas  
Coby Gilbreath

Washington  
Scott Lybbart


Wyoming  
David Hinman  
Terry Jones  
Dick McKamey

Thank you for your recent contribution to the American Sugarbeet Growers Association Political Action Committee. Your support is appreciated.

Because your partnership has contributed more than \$200 this calendar year, the Federal Election Commission requires that we identify the name, address, amount of contribution, and aggregate year-to-date total of each person who has contributed as part of the partnership.

Please complete the following section and return it as soon as possible in the enclosed self-addressed envelope. Thank you for your assistance and continued support.

Sincerely,

  
Ruthann Geib, Assistant Treasurer

Name of Partnership Sage Creek Land & Cattle (Washakie)

The 1994 contribution to date is \$ 246.73. The portion of that contribution paid by individuals in this partnership is:

Name/Address	Amount
<u>John W. Snyder JR</u>	<u>\$123.37</u>
<u>Stan Loss</u>	<u>\$123.36</u>
_____	\$ _____

TOTAL CONTRIBUTION FROM PARTNERSHIP

\$ 246.73

(PLEASE NOTE: If you are incorporated, rather than a partnership, please advise ASGAPAC immediately so that your contribution can be refunded. Corporate contributions are prohibited by the Federal Election Commission. Thank you.)

Contributions are not tax deductible.

The Federal Election Campaign Act prohibits any individual from contributing over \$25,000 with respect to federal elections in any calendar year. It is not necessary to report to the Federal Election Commission the names of those making political contributions totaling \$200 or less. However, the Committee must maintain records with the name, address, occupation and principal place of business of every person who does contribute.

A copy of our report is filed with the Federal Election Commission and is available for purchase from the Federal Election Commission, Washington, D.C.




*American Sugarbeet Growers Association  
Political Action Committee  
1156 15th St. NW #1101  
Washington, DC 20005*

Thank you for your recent contribution to the American Sugarbeet Growers Association Political Action Committee. Your support is appreciated.

Federal law requires us to use our best efforts to collect and report the name and address of individuals whose contributions exceed \$200 in a calendar year.

Because your partnership has contributed more than \$200 this calendar year, please complete the following section and return it as soon as possible in the enclosed self-addressed envelope. Thank you for your assistance and continued support.

Sincerely,

  
Ruthann Geib, Assistant Treasurer

Name of Partnership Schritter  
Smarter Farms (ID)

The 1998 contribution \$ 225. The portion of that contribution paid by individuals in this partnership is:


Name/Address	Amount
<u>Michael Schritter</u>	<u>\$ 75.00</u>
<u>Box 449 Aberdeen Idaho 83210</u>	
<u>Leonard R Schritter</u>	<u>\$ 75.00</u>
<u>Box 449 Aberdeen Idaho 83210</u>	
<u>Leonard A. Schritter</u>	<u>\$ 75.00</u>
<u>Box 449 Aberdeen Idaho 83210</u>	
TOTAL CONTRIBUTION FROM PARTNERSHIP	<u>\$ 225</u>

(PLEASE NOTE: If you are incorporated, rather than a partnership, please advise ASGAPAC immediately so that your contribution can be refunded. Corporate contributions are prohibited by the Federal Election Commission. Thank you.)

## Federal Election Commission

**ENVELOPE REPLACEMENT PAGE  
FOR INCOMING DOCUMENTS**

The Commission has added this page to the end of this filing to indicate how it was received.

<input type="checkbox"/> Hand Delivered	Date of Receipt
<input checked="" type="checkbox"/> First Class Mail	POSTMARKED 7-9-91
<input type="checkbox"/> Registered/Certified Mail	POSTMARKED (R/C)
<input type="checkbox"/> No Postmark	
<input type="checkbox"/> Postmark Illegible	
<input type="checkbox"/> Received from the House office of Records and Registration	Date of Receipt
<input type="checkbox"/> Received from the Senate Office of Public Records	Date of Receipt
<input type="checkbox"/> Other ( Specify):	Postmarked and/or Date of Receipt
<input type="checkbox"/> Electronic Filing	
 PREPARER	7-11-91 DATE PREPARED