

RECEIVED
FEC MAIL ROOM

American Sugarbeet Growers Association

1156 15th St., NW

Suite 1101

Washington, DC 20005

202-833-2398

202-833-2962 Fax

ASGA@aol.com Email

2001 JUL 27 A 9 22

July 26, 2001

Federal Election Commission

Alice Kang

Reports Analyst Division

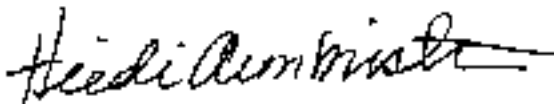
999 E. St., NW

Washington, DC 20463

Ms. Kang:

I have provided documentation of more of the partnerships that you requested. These are farmers that give every year and follow the same format and procedure as all of our other members. I am tracking down the remaining ones with all best effort and will forward them on to you upon receipt. Thank you for your patience in allowing us to get the information that you asked for. Please let me know if you need any further information or have any questions.

Sincerely,



Heidi Armbrister
PAC Coordinator

*American Sugarbeet Growers Association
Political Action Committee
1156 15th St. NW #1101
Washington, DC 20005*

Thank you for your recent contribution to the American Sugarbeet Growers Association Political Action Committee. Your support is appreciated.

Federal law requires us to use our best efforts to collect and report the name and address of individuals whose contributions exceed \$200 in a calendar year.

Because your partnership has contributed more than \$200 this calendar year, please complete the following section and return it as soon as possible in the enclosed self-addressed envelope. Thank you for your assistance and continued support.

Sincerely,


Ruthann Geib, Assistant Treasurer

Name of Partnership George Jr. LLC LIMITED LIABILITY COMPANY

The 2000 contribution was \$ 220.00. The portion of that contribution paid by individuals in this partnership is:

Name/Address	Amount
40% <u>ALAN RAST</u>	\$ <u>88.</u>
<u>Box 613 AF ID 83211</u>	
20% ALAN RAST <u>MARIA RAST</u>	\$ <u>44.00</u>
<u>Box 307 A.F. ID 83211</u>	
40% <u>BRIAN RAST</u>	\$ <u>88.</u>
<u>Box 613 AF ID 83211</u>	
100% TOTAL CONTRIBUTION FROM PARTNERSHIP	\$ <u>220.</u>

(PLEASE NOTE: If you are incorporated, rather than a partnership, please advise ASGAPAC immediately so that your contribution can be refunded. Corporate contributions are prohibited by the Federal Election Commission. Thank you.)


*American Sugarbeet Growers Association
Political Action Committee
1156 15th St. NW #1101
Washington, DC 20005*

Thank you for your recent contribution to the American Sugarbeet Growers Association Political Action Committee. Your support is appreciated.

Federal law requires us to use our best efforts to collect and report the name and address of individuals whose contributions exceed \$200 in a calendar year.

Because your partnership has contributed more than \$200 this calendar year, please complete the following section and return it as soon as possible in the enclosed self-addressed envelope. Thank you for your assistance and continued support.

Sincerely,


Ruthann Geib, Assistant Treasurer

Name of Partnership Evers Brothers

The 2000 contribution was \$ 292.50. The portion of that contribution paid by individuals in this partnership is:

Name/Address	Amount
<u>John Evers</u>	<u>\$ 146.25</u>
<u>3109 S 2000 E Wendell, Id 83355</u>	
<u>Berry Evers</u>	<u>\$ 146.25</u>
<u>5100 E Ave C Wendell, Id 83355</u>	
	<u>\$</u>

TOTAL CONTRIBUTION FROM PARTNERSHIP

\$ 292.50

(PLEASE NOTE: If you are incorporated, rather than a partnership, please advise ASGAPAC immediately so that your contribution can be refunded. Corporate contributions are prohibited by the Federal Election Commission. Thank you.)


*American Sugarbeet Growers Association
Political Action Committee
1156 15th St NW #1101
Washington, DC 20005*

Thank you for your recent contribution to the American Sugarbeet Growers Association Political Action Committee. Your support is appreciated.

Federal law requires us to use our best efforts to collect and report the name and address of individuals whose contributions exceed \$200 in a calendar year.

Because your partnership has contributed more than \$200 this calendar year, please complete the following section and return it as soon as possible in the enclosed self-addressed envelope. Thank you for your assistance and continued support.

Sincerely,


Ruthann Geib, Assistant Treasurer

Name of Partnership Lance Funk Farms

The 2000 contribution was \$ 459.00. The portion of that contribution paid by individuals in this partnership is:

Name/Address

Amount

Lance Funk Farms (LANCE FUNK) \$ 459.00

Po Box 310 American Falls, ID 83211

\$

\$

TOTAL CONTRIBUTION FROM PARTNERSHIP

\$ 459.00

(PLEASE NOTE: If you are incorporated, rather than a partnership, please advise ASGAPAC immediately so that your contribution can be refunded. Corporate contributions are prohibited by the Federal Election Commission. Thank you.)


*American Sugarbeet Growers Association
Political Action Committee
1136 15th St. NW #1101
Washington, DC 20005*

Thank you for your recent contribution to the American Sugarbeet Growers Association Political Action Committee. Your support is appreciated.

Federal law requires us to use our best efforts to collect and report the name and address of individuals whose contributions exceed \$200 in a calendar year.

Because your partnership has contributed more than \$200 this calendar year, please complete the following section and return it as soon as possible in the enclosed self-addressed envelope. Thank you for your assistance and continued support.

Sincerely,


Ruthann Geib, Assistant Treasurer

Name of Partnership RLB Farms

The 2000 contribution was \$ 214.00. The portion of that contribution paid by individuals in this partnership is:

Name/Address	Amount
<u>Cory Bean</u>	\$ <u>107.00</u>
<u>297E 5400N Hagerman ID 83332</u>	
<u>Larry Bean</u>	\$ <u>107.00</u>
<u>297E 5400N Hagerman ID 83332</u>	
	\$ <u> </u>

TOTAL CONTRIBUTION FROM PARTNERSHIP \$ 214.00

(PLEASE NOTE: If you are incorporated, rather than a partnership, please advise ASGAPAC immediately so that your contribution can be refunded. Corporate contributions are prohibited by the Federal Election Commission. Thank you.)

Federal Election Commission

**ENVELOPE REPLACEMENT PAGE
FOR INCOMING DOCUMENTS**

The Commission has added this page to the end of this filing to indicate how it was received.

☐ Hand Delivered Date of Receipt

☒ First Class Mail POSTMARKED
7/26/01

☐ Registered/Certified Mail POSTMARKED (R/C)

☐ No Postmark

☐ Postmark Illegible

☐ Received from the House office of Records and Registration Date of Receipt

☐ Received from the Senate Office of Public Records Date of Receipt

☐ Other (Specify): Postmarked
and/or Date of Receipt

☐ Electronic Filing

SR
PREPARER

7/27/01
DATE PREPARED